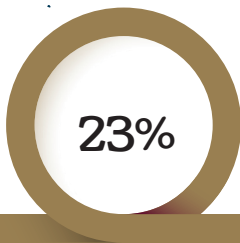
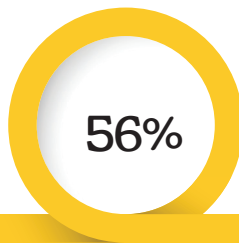


International Activity Report 2016-17

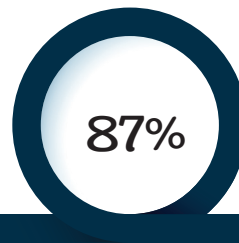
College of Engineering



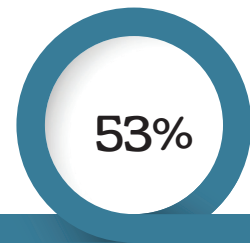
▼
Increase in global internship participation from the previous academic year



▼
Increase in outgoing participation in exchange programs

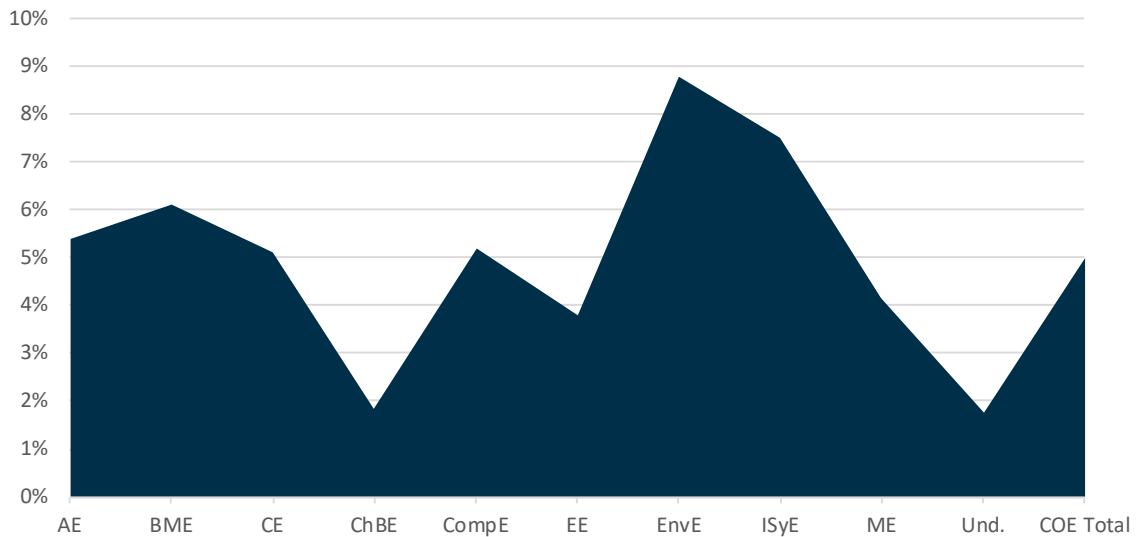


▼
Expanded number of events for international students focused on professional development



▼
Percentage of undergraduates who have an international experience prior to graduation

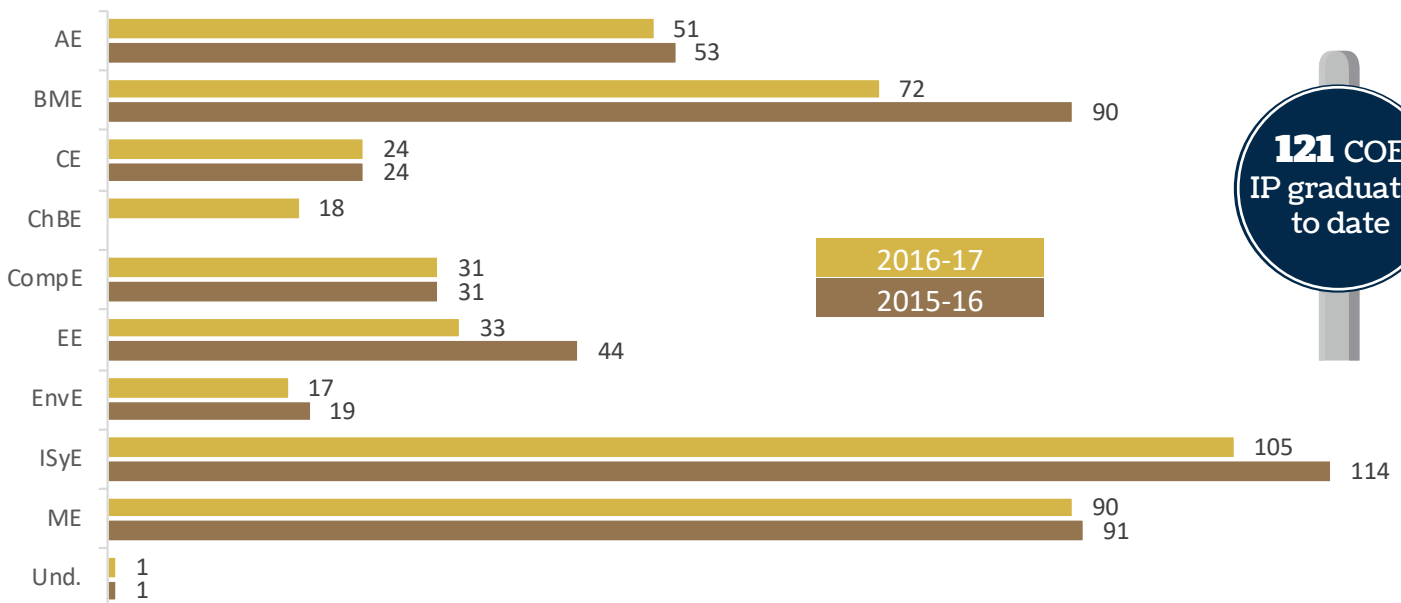
IP Participation as a Percentage of Enrollment



“Consideration of cultural influences is now an automatic thought for me -- the perspective that I gained while studying and interning abroad has ***dramatically shaped the way I approach problems, work with others to solve problems, and communicate the results to an audience.*** Because of the IP, I feel confident communicating and negotiating in other cultures. My mindset is different - I more frequently consider a person’s cultural background and how I need to adjust to communicate successfully.”

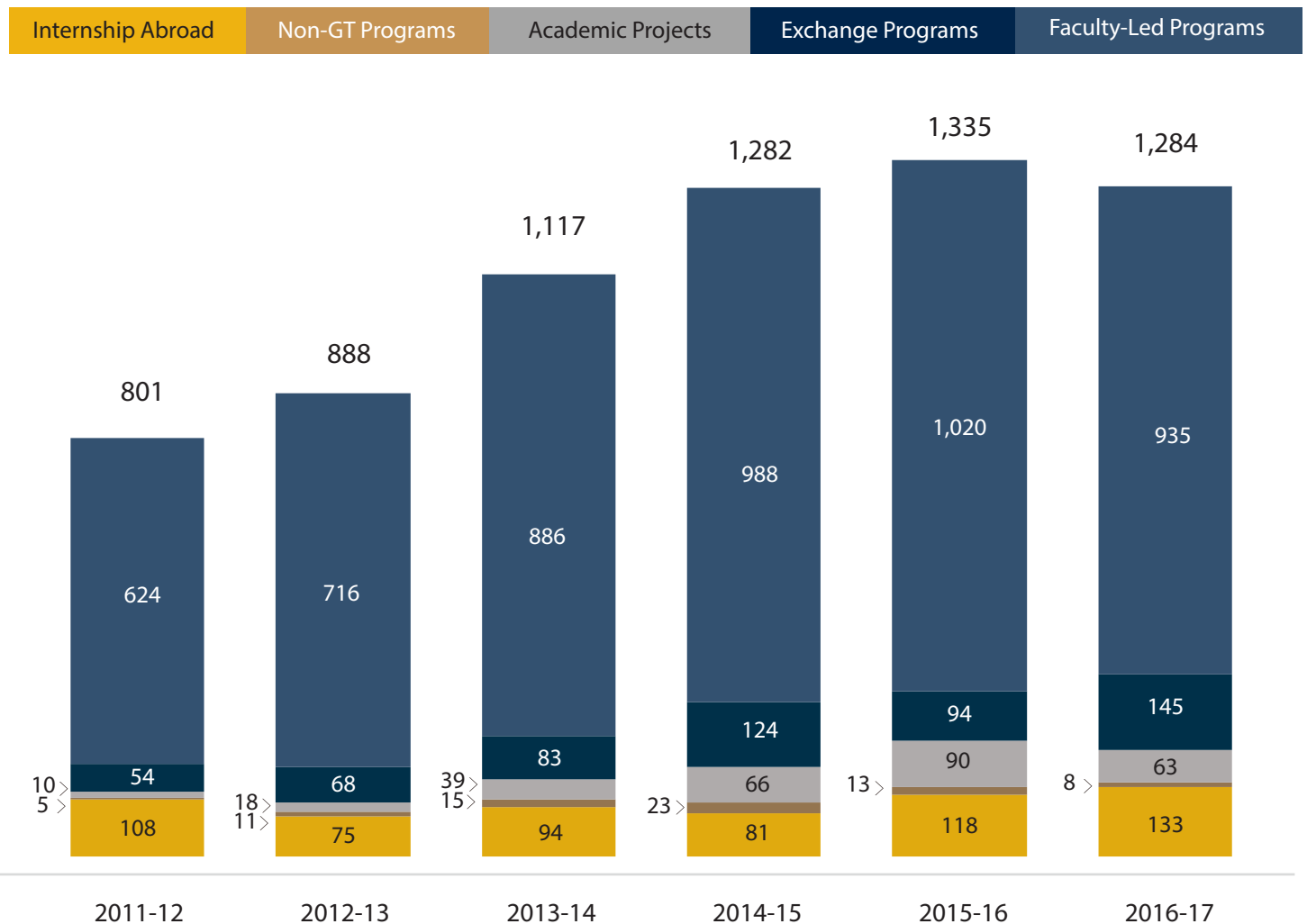
- Andrea Vetrone, Environmental Engineering - IP, 2016

IP Participants by Major




121 COE
IP graduates
to date

COE Participants Abroad

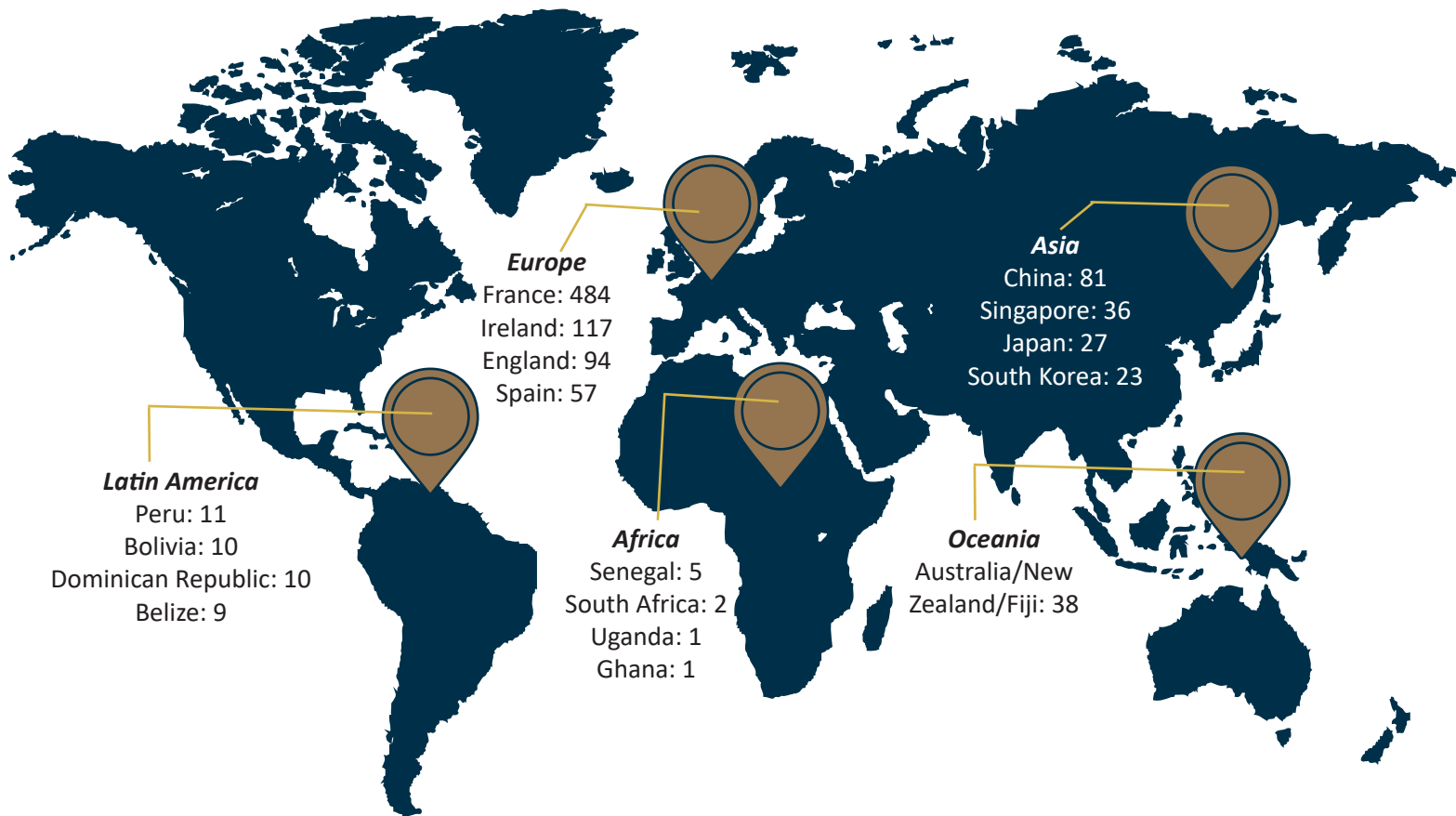


“As an Environmental Engineering major, I study how to protect environments and people. In Australia, I learned of the concern and attention related to water preservation and protection of nature, such as the Great Barrier Reef. In Singapore, I learned about the sophisticated water system required to support the rapidly growing, diverse and populated city. By exposing myself to different environments and studying with local students and professors, ***I was able to learn more about water systems around the world.***”

-Kanaha Shoji, Environmental Engineering,
University of New South Wales Exchange and
National University of Singapore Exchange



COE Participants Abroad by Region



2016-2017

1,284 studied or interned abroad

75 total countries

12 exchange programs

19 faculty-led programs



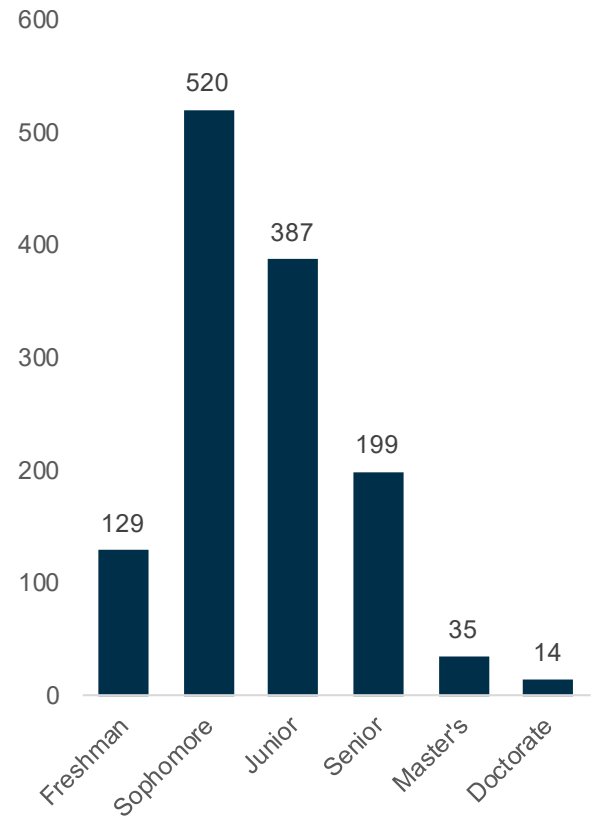
"Going abroad to Seoul, South Korea on exchange at Yonsei University gave me opportunity to study with people from around the world and learn about countries I'd never experienced. My experience on exchange in Seoul, South Korea at Yonsei University was a semester-long adventure that gave me many chances to grow by problem-solving through many new and foreign situations."

-Katriella Lumbantobing,
Mechanical Engineering,
Yonsei University Exchange


COE Participants Abroad by Major & Gender

	Number	Female	Male
Aerospace Eng	118	25%	75%
Biomedical Eng	192	65%	35%
Chemical & Biomolecular Eng	112	53%	47%
Civil Eng	103	62%	38%
Computer Eng	53	13%	87%
Electrical Eng	106	30%	70%
Environmental Eng	32	72%	28%
Industrial Eng	227	55%	45%
Material Science & Eng	41	41%	59%
Mechanical Eng	290	27%	73%
Nuclear & Radiological Eng	4	25%	75%
Operations Research	2	0%	100%
Supply Chain Eng	4	0%	100%
COE Total	1,284	44%	56%

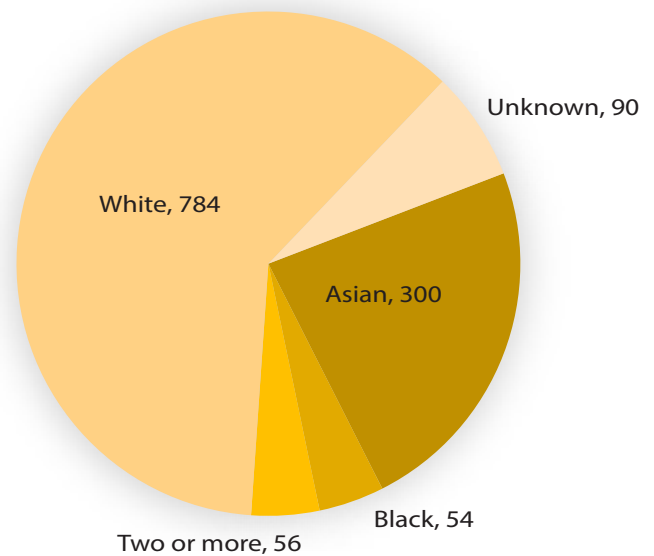
COE Participants Abroad by Year



COE Participants Abroad by Length



COE Participants Abroad by Race



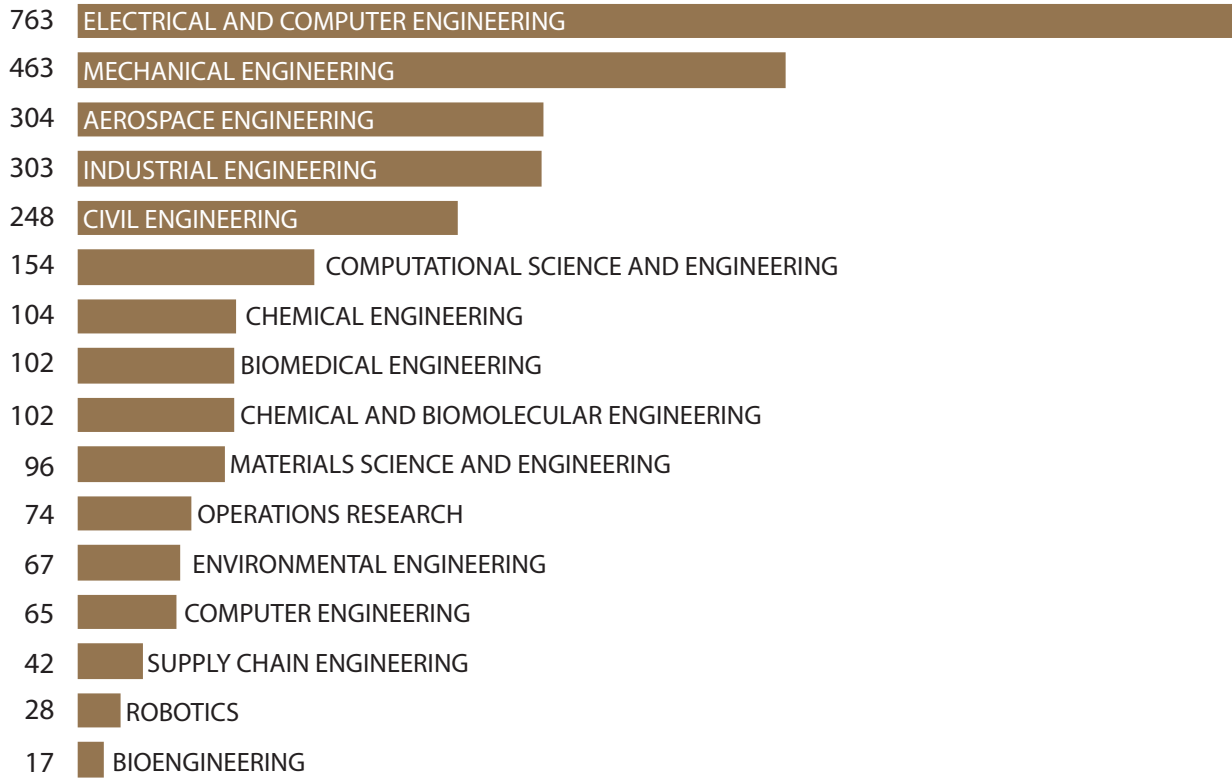
International Students & Scholars

Citizenship (F & J Visa Holders)

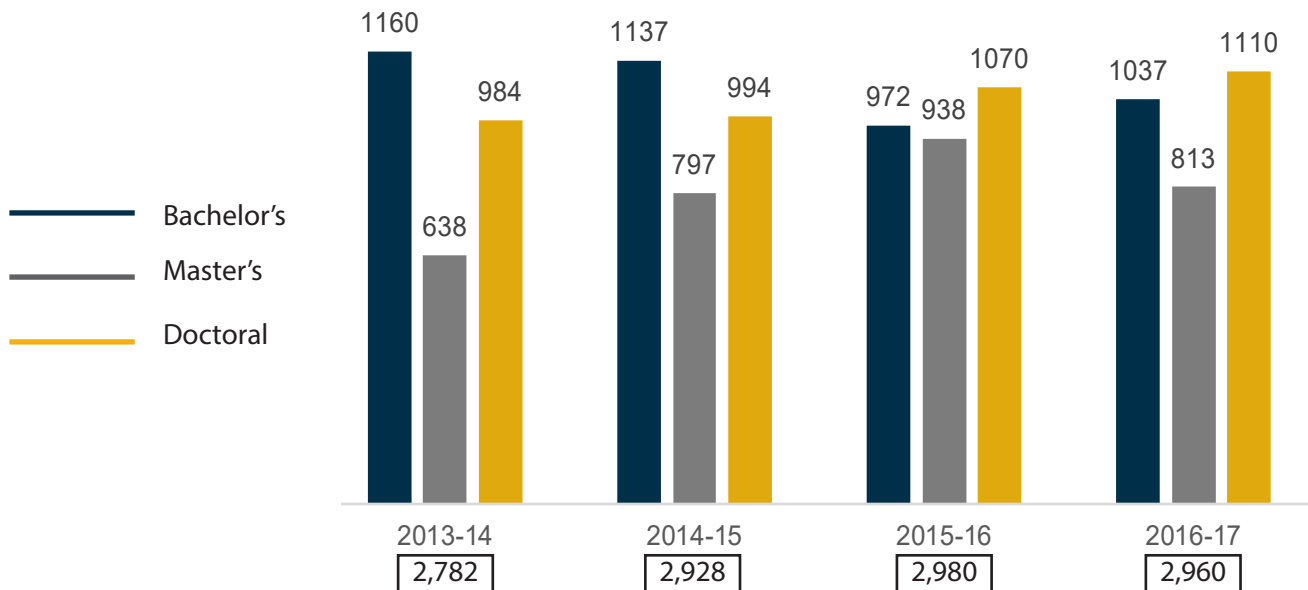
top five countries - 102 total countries represented



Students by Major *majors with over 10 students



Students by Level *excluding non-degree



Students by Gender

M 73%

F 27%

Students by Visa Type




Excellence in advising remains high priority

- The 2016-2017 academic year included heightened visa and immigration vetting and enforcement, government processing delays, and three Executive Orders impacting visas and travel. International Student and Scholar Advisors prioritize staying informed about the changing policies to provide accurate and timely guidance to students about a range of immigration and visa issues.
- Most frequent advising topics: employment benefits, travel preparations, academic and immigration documentation changes.
- 7,905 advising walk-in sessions and appointments provided by eight International Student and Scholar Advisors. 90% of advising survey respondents rated services as 'highest satisfaction' for advisor knowledge and respect.
- "The advisor was **very kind and understanding of my concerns** and answered all of my questions **clearly and concisely**, exactly what I was hoping for."

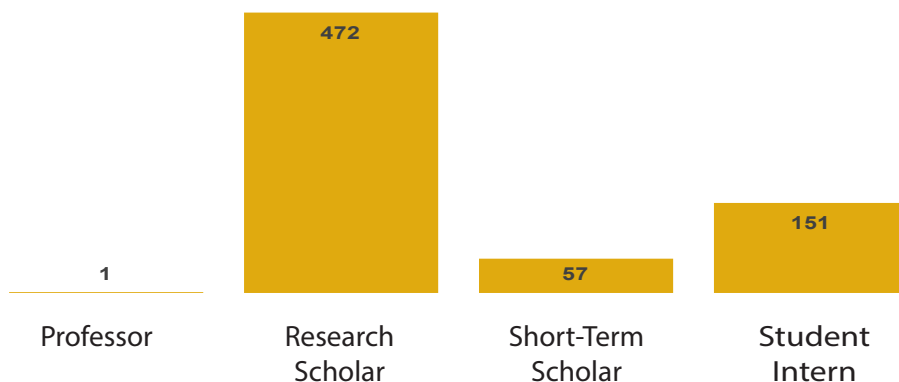
COE International Scholars

CITIZENSHIP



681 scholars & interns from 50 total countries

BY CATEGORY





Top Locations for GT Experiences Abroad

France -- China -- England
Spain -- Ireland

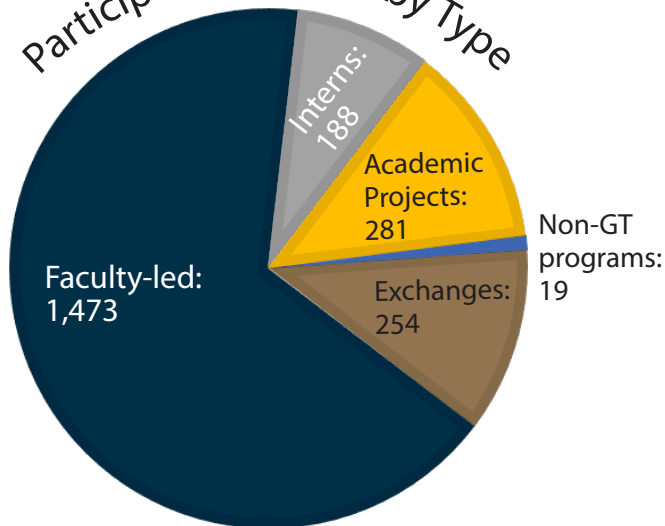


2,215 participants abroad - to over 70 countries

4.93% increase in participation overall

253 International Plan graduates to date

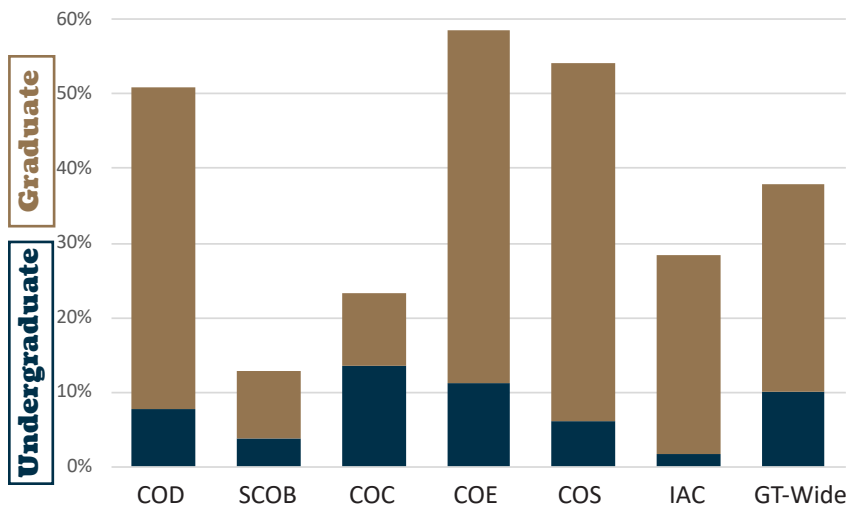
Participants Abroad by Type



Top Nationalities of GT International Students

China -- India -- South Korea
Taiwan -- Iran

International Students as a percentage of enrollment



4,751 enrolled F & J students - from 122 countries

1,346 F-1 students on OPT

955 J-1 scholars and interns - from 58 countries